

**SB12-33** AGM VRLA  
12V – 33AH

**General Features:**

- Designed floating charging service life: 10 years (25°C)
- Sealed and maintenance free operation
- Safety valve installation for explosion proof
- Low self-discharge characteristic
- Wide operating temperature range from 0°C~40°C
- Lead Aluminium calcium Tin alloy high energy, prevent corrosion



Design Life  
10 Years



Low Internal  
Resistance



High Current  
Performance



Fast  
Charging



Recyclable  
(Pb)

**Applications:**

Uninterruptible Power Supply (UPS)  
Telecom Stations and Power Station

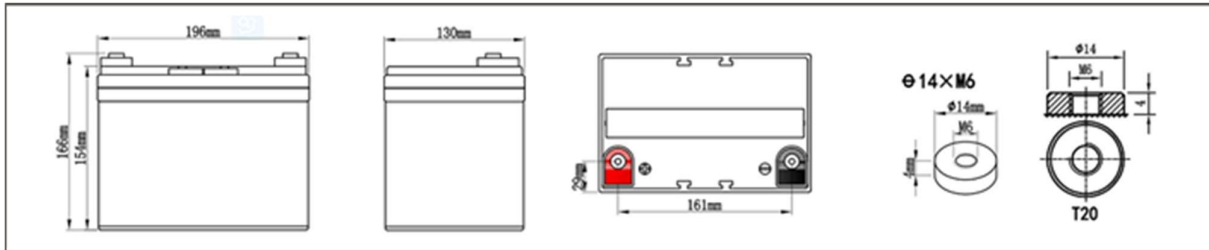
Medical Equipment's  
Fire Alarm and Security Systems

DC Power Supply  
Emergency Lighting

**Physical Specifications:**

Nominal Voltage	Nominal Capacity (10HR)	Dimensions				Weight	Internal Resistance (In full charge status)	Standard Terminals
		Length	Width	Height	Total Height			
12V	33AH	196mm	130mm	154mm	166mm	Approx 10.0kg (22.0lbs)	≈8 mΩ	T20 (Standard)

**Dimensions:**



**Constant Voltage Discharge:**

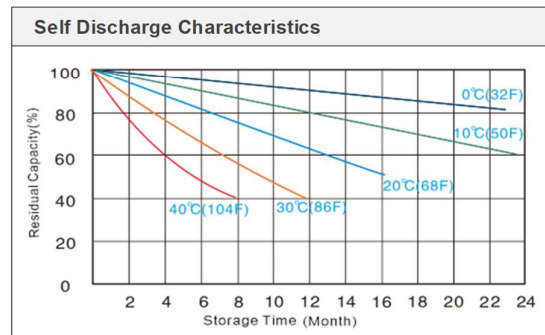
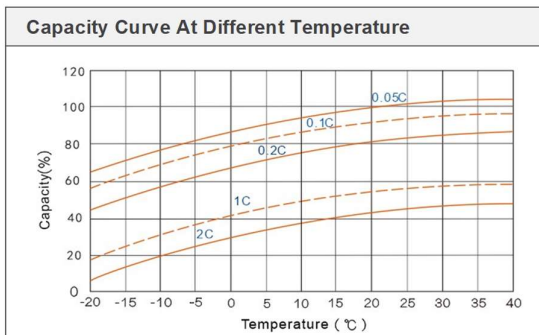
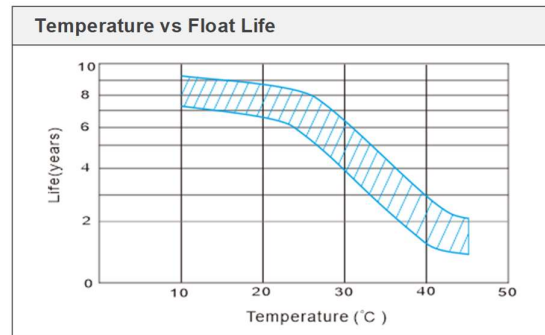
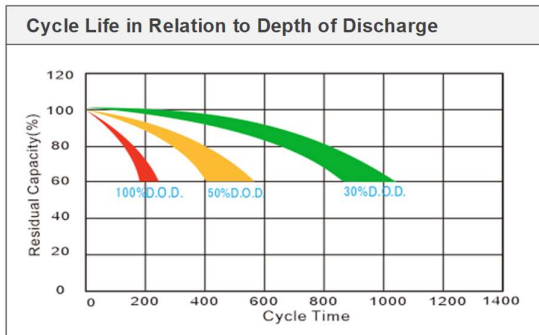
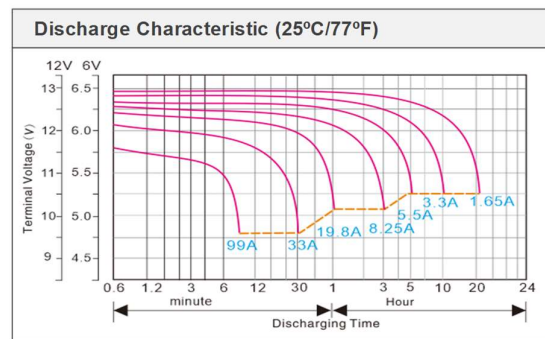
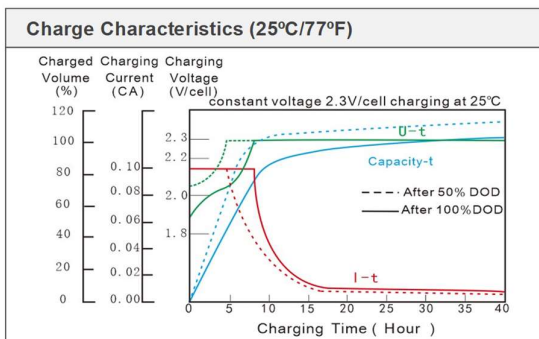
Rated Capacity	
20 hour rate (1.65A)	34.7AH
10 hour rate (3.30A)	33.00AH
5 hour rate (5.61A)	27.55AH
27 minute rate (33A)	17.50AH
7 minute rate (99A)	11.55AH
Capacity affected by Temperature	
40°C(104°F)	103%
25°C(77°F)	100%
0°C(32°F)	86%

Cycle Application
1. Limit initial current less than 8.25A.
2. Charge until battery voltage (under charge) reaches 14.1V to 14.4V at 25°C(77°F).
3. Hold at 14.1V to 14.4V until current drop to under 0.198A for at least 3 hours.
4. Temperature compensation coefficient of charging voltage is -30mV/°C.
Standby Service
1. Hold battery across constant voltage source of 13.6 to 13.8 volts with current limit 8.25A continuously. When held at this voltage, the battery will seek its own current level and maintain itself in a fully charge status.
2. Temperature compensation coefficient of charging voltage is -18mV/°C.

## Battery Discharge Table:

End Voltage (V)	Minutes (M)					Hours (H)							
	5	10	15	30	45	1	1.5	2	3	5	8	10	20
<b>Constant Current Discharge Data Sheet (Amperes at 25°C)</b>													
1.70	122.5	80.0	62.7	32.0	23.2	19.9	15.75	11.60	8.81	5.69	3.81	3.35	1.740
1.75	121.5	79.2	62.0	31.7	23.1	19.8	15.50	11.20	8.54	5.58	3.77	3.32	1.720
1.80	120.4	78.3	61.4	31.5	23.0	19.7	15.25	10.80	8.26	5.47	3.73	3.30	1.690
<b>Constant Power Discharge Data Sheet (Watt at 25°C)</b>													
1.70	220.83	159.17	128.83	72.83	53.00	40.33	30.95	23.28	16.62	10.95	7.72	6.24	3.36
1.75	211.50	153.83	125.00	71.33	51.83	39.67	30.50	22.95	16.24	10.83	7.65	6.15	3.31
1.80	200.50	148.17	121.00	69.17	50.50	39.00	30.05	22.63	15.96	10.70	7.57	6.05	3.27

## Performance Characteristic:



### Note:

The battery should be charged within 6 months of storage, Otherwise, permanent loss of capacity might occur as a result of sulfation. Above Information is subject to change. For further queries, please contact [info@swiftbatteries.com](mailto:info@swiftbatteries.com)

